



# First Session

## Première session




**1** Grind material and pack tightly into oven.

**Broyer le matériau et emballer fermement dans le four.**



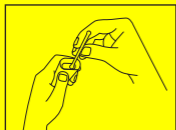
**2** Press and release mouthpiece to power on your PAX MINI.

**Appuyez et relâchez l'embout buccal pour allumer votre PAX MINI.**



**3** Wait for "X" to turn green. Enjoy. Remember: sip don't rip.

**Attendez que "X" devienne vert. Prendre plaisir. N'oubliez pas : sirotez, ne déchirez pas.**

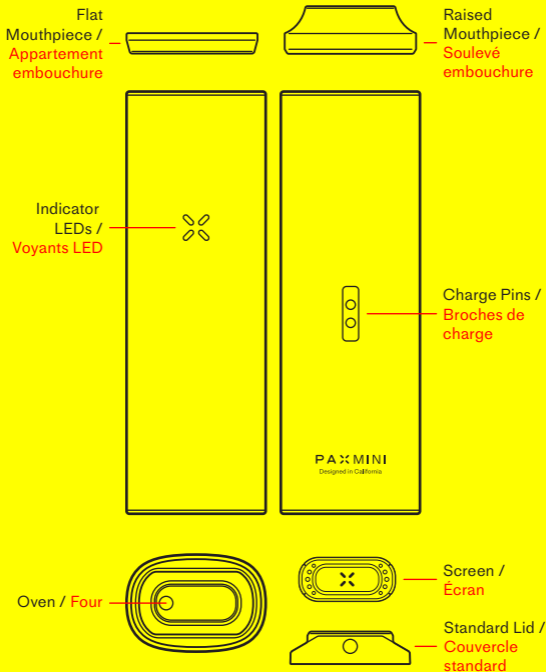


**4** Use included maintenance kit to clean device every 3-5 uses.

**Utilisez le kit de maintenance inclus pour nettoyer l'appareil toutes les 3 à 5 utilisations.**

# Device Anatomy

## Anatomie de l'appareil



Read all the safety information included before using this device.  
Lisez toutes les informations de sécurité incluses avant d'utiliser cet appareil.